



### District Report Card: 2017


<b>State:</b> Nagaland	<b>District:</b> Dimapur
<b>Class:</b> 8	<b>Subject:</b> Mathematics
<b>Schools:</b> 47	<b>Students:</b> 972


### Participation/Coverage


#### Students

<div>GENDER</div> <div></div>	Boys		Girls	
	Number	%	Number	%
	405	41.67	567	58.33

<div>AREA</div> <div></div>	Rural		Urban	
	Number	%	Number	%
	492	50.62	480	49.38

<div>CATEGORY</div> <div></div>	SC		ST		OBC		GEN	
	Number	%	Number	%	Number	%	Number	%
	54	5.56	699	71.91	65	6.69	154	15.84

<div>CWSN</div> <div></div>	LD	VI	HI	S&LD	ID	Oth
	0	0	1	0	0	27

<div>Management</div> <div></div>	Government		Government-aided	
	Number	%	Number	%
	972	100.00	0	0.00

### Average Performance of Students in Mathematics (%)

Overall	Gender		Area		Management		Social Group			
	Male	Female	Rural	Urban	Govt.	Aided	SC	ST	OBC	GEN
29.47	29.73	29.28	29.44	29.49	29.47	0.00	32.72	29.20	31.90	28.48

## Performance on Learning Outcomes (LOs)

Learning Outcomes	Description	Average Performance(%)
M601	Solves problems involving large numbers by applying appropriate operations	29.50
M606	Solves problems on daily life situations involving addition and subtraction of fractions / decimals	25.94
M620	Finds out the perimeter and area of rectangular objects in the surroundings like floor of the class room, surfaces of a chalk box etc.	20.90
M621	Arranges given/collected information in the form of table, pictograph and bar graph and interprets them	28.66
M702	Interprets the division and multiplication of fractions	24.79
M705	Solves problems related to daily life situations involving rational numbers	44.03
M706	Uses exponential form of numbers to simplify problems involving multiplication and division of large numbers	24.29
M707	Adds/subtracts algebraic expressions	32.20
M710	Solves problems related to conversion of percentage to fraction and decimal and vice versa	17.61
M717	Finds out approximate area of closed shapes by using unit square grid/graph sheet	23.43
M719	Finds various representative values for simple data from her/his daily life contexts like mean, median and mode	39.03
M721	Interprets data using bar graph	34.01
M801	Generalizes properties of addition, subtraction, multiplication and division of rational numbers through patterns	18.42
M802	Finds rational numbers between two given rational numbers	42.11
M803	Proves divisibility rules of 2, 3, 4, 5, 6, 9 and 11	32.43
M804	Finds squares, cubes, square roots and cube roots of numbers using different methods	28.54
M808	Uses various algebraic identities in solving problems of daily life	37.65
M812	Verifies properties of parallelogram and establishes the relationship between them through reasoning	19.93
M818	Finds surface area and volume of cuboidal and cylindrical object	22.06
M819	Draws and interprets bar charts and pie charts	38.79

Range of Performance of Students who Answered Correctly							
Below 30%		30% - 50%		50% - 75%		Above 75%	
Number	%	Number	%	Number	%	Number	%
535	55.04	354	36.42	71	7.30	12	1.23

## Lowest Performing Learning Outcomes (LOs)

- 1 - Solves problems related to conversion of percentage to fraction and decimal and vice versa (17.61)
- 2 - Generalizes properties of addition, subtraction, multiplication and division of rational numbers through patterns (18.42)
- 3 - Verifies properties of parallelogram and establishes the relationship between them through reasoning (19.93)

4 - Finds out the perimeter and area of rectangular objects in the surroundings like floor of the class room, surfaces of a chalk box etc. (20.90)

5 - Finds surface area and volume of cuboidal and cylindrical object (22.06)